

VIKARIMUSIK.DK

Halloween-hæftet

Klaviaturet, rytmemønstre og en slikspand

NIVEAU 3 AF 7

Navn: _____ Klasse: _____

Find C på klaviaturet

Sæt kryds på alle C'er. Nøglen øverst viser, hvor C ligger.

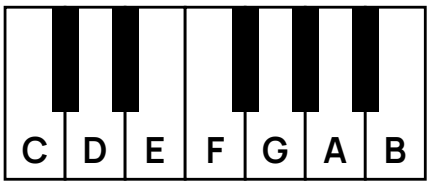

C ligger lige til venstre for de to sorte tangenter.

1

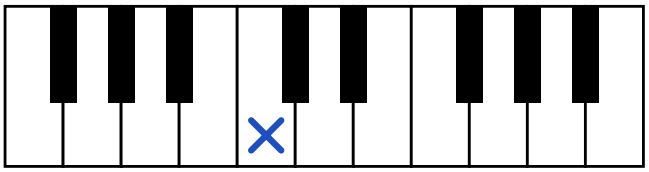

2

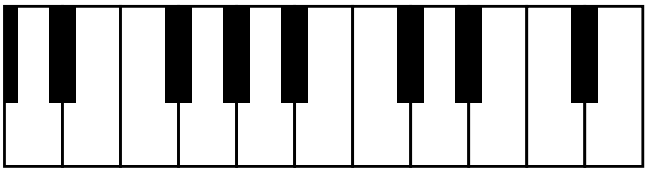

3

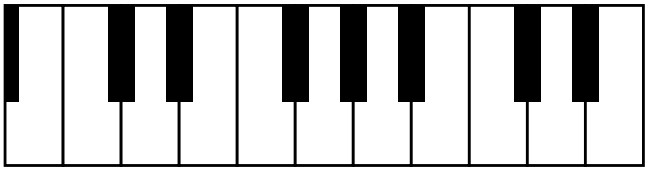

4

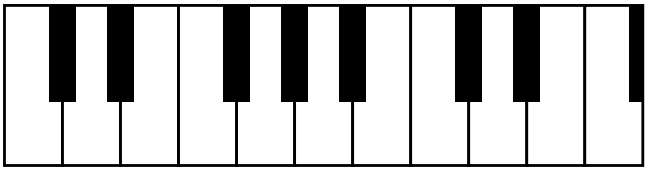

5

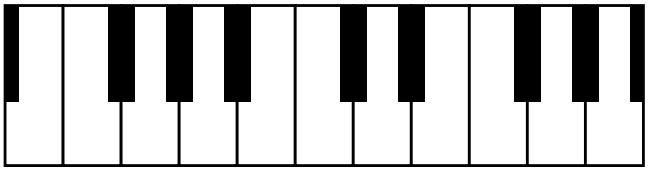

6

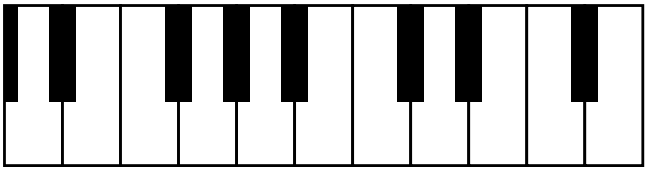

7

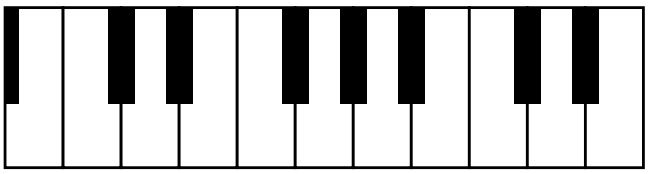

8

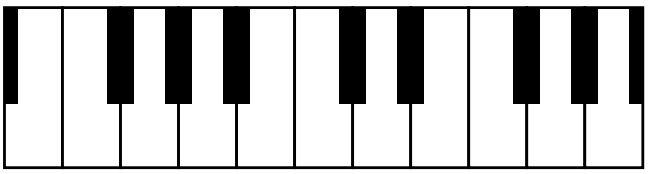

9

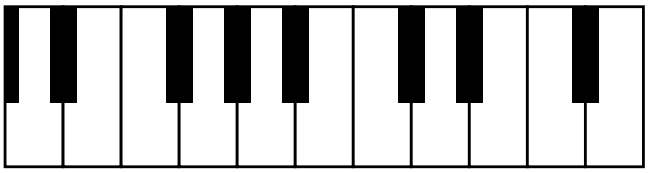

10

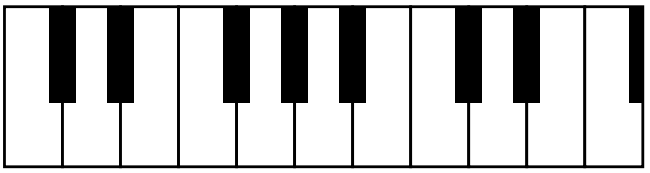



Tangenternes navne

Skriv navnet på tangenten med prikken. Nøglen øverst viser navnene.
I opgave 7–9 giver bogstaverne et ord.

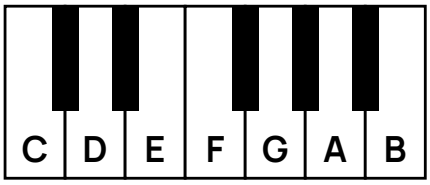

C ligger lige til venstre for de to sorte tangenter. F ligger lige til venstre for de tre.

1

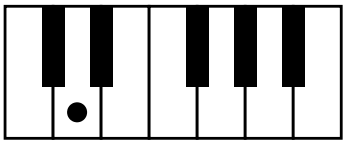

D

2

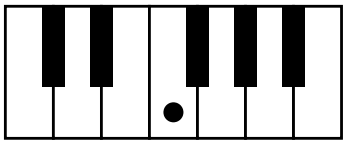

3

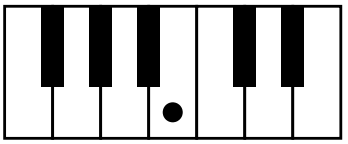

4

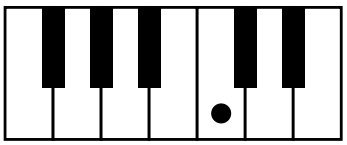

5

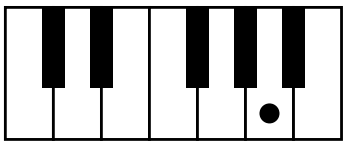

6

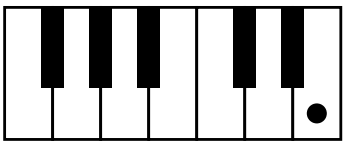

Bogstaverne giver et ord

7

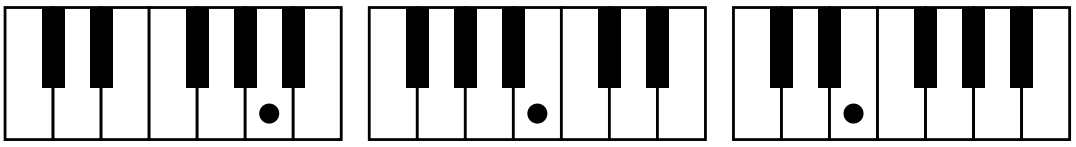

Ordet: _____

8

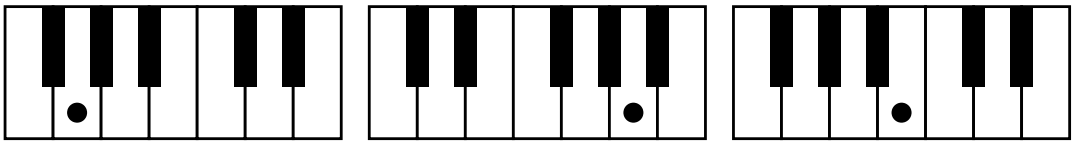

Ordet: _____

9

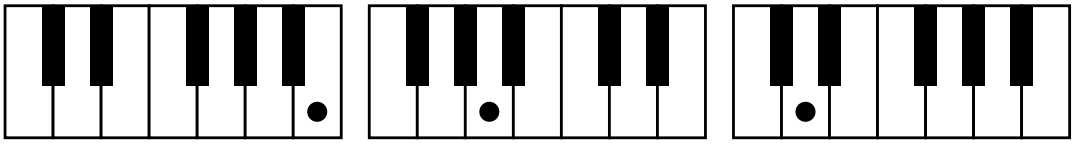

Ordet: _____

Rytmemønstre

Find mønstret i hver række, og tegn de rytmer, der kommer bagefter, i de tomme felter.

1	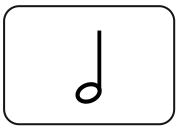	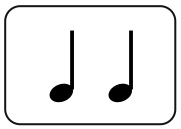	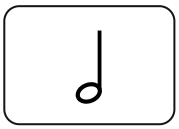	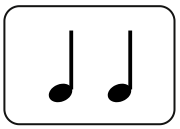	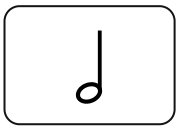		
2	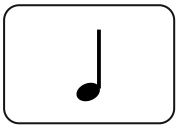	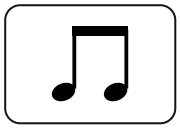	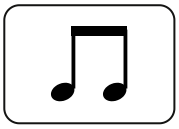	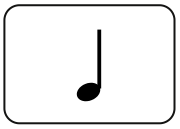	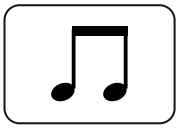		
3	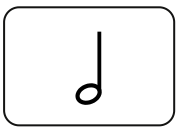	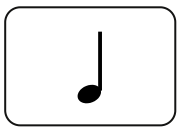	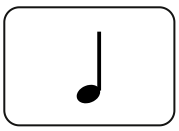	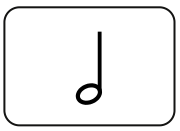	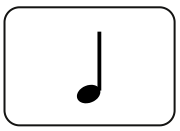		
4	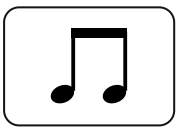	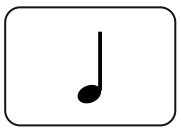	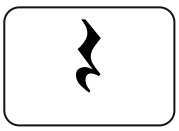	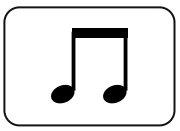	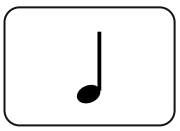		
5	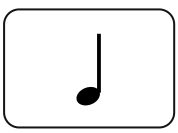	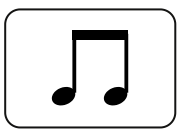	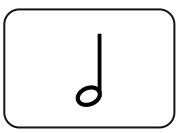	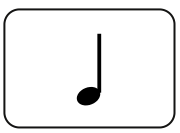	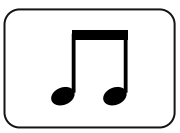		
6	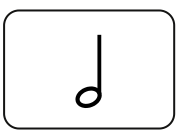	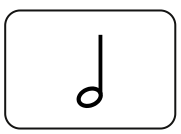	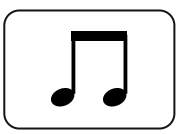	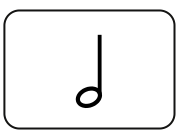	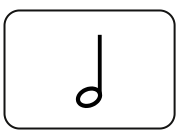		
7	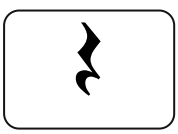	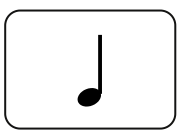	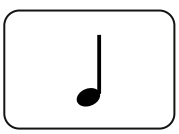	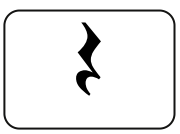	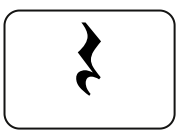		
8	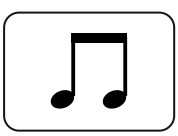	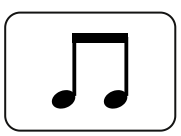	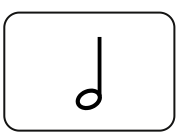	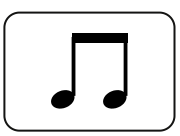	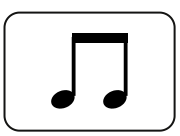		
9							
10							
11							



Ordets rytme

Del ordet i stavelser, og sæt ring om den rytme, der passer til ordet.

1  **flagermus**

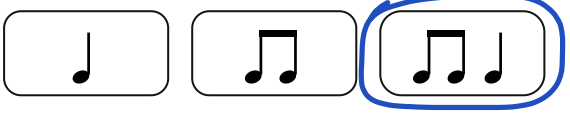

2  **græskar**



3  **heks**



4 **knogle**



5  **edderkop**



6  **spøgelse**



7  **kat**



8  **varulv**



9  **slik**



10  **kirkegård**



11  **ugle**



12  **trold**



13  **monster**



14  **spindelvæv**



Musik til din scene

Lav musik til din egen scene. Gør trinnene i rækkefølge. Skriv det, du synes.

1 Tegn en halloween-scene, fx et spøgelse, en heks eller en trold.

2 Hvordan er stemningen? Sæt ring om ét ord i hver gruppe.

Stemningen er

uhyggelig · spændende · rolig · glad · trist · sjov

Det bevæger sig

sniger · løber · flyver · tramper · danser · står stille

Det sker:

3 Hvordan er tempoet? Sæt ring om én.

- langsomt hele tiden
- hurtigt hele tiden
- begynder langsomt og bliver hurtigere
- begynder hurtigt og bliver langsommere

4 Hvordan er styrken? Sæt ring om én. Kommer noget nærmere, kan musikken blive kraftigere.

- **p** svagt hele tiden
- **f** kraftigt hele tiden
- < bliver kraftigere (crescendo)
- > bliver svagere (decrescendo)

5 Skal musikken lyde glad eller trist? Sæt ring om én.

dur (glad) · mol (trist)

6 Hvem skal spille? Sæt ring om ét instrument. Mørke instrumenter, fx tubaen, lyder tunge. Lyse, fx tværfløjten, lyder lette.

tværfløjte


violin


harpe


klarinet


saxofon


xylofon


trompet


horn


tuba


lilletromme


bækkener


orgel

Slikspanden

Find tegnet i nøglen, og farv feltet med tegnets farve. Felter uden tegn må du farve, som du vil.

♩ = orange ♩ = grøn ♫ = lilla 𝅘𝅥𝅯𝅘𝅥𝅯𝅘𝅥𝅯𝅘𝅥𝅯 = pink 𝄽 = rød





Heksens gryde

Tæl, hvor mange der er af hvert tegn i gryden, og skriv tallet.



= 6	= ____	= ____	= ____

Vis, hvad du kan

1 Skriv navnet på tangenten med prikken.

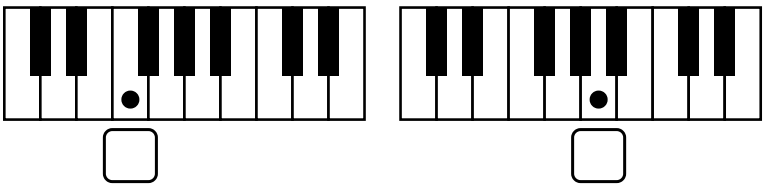

2 Tegn det, der kommer bagefter.

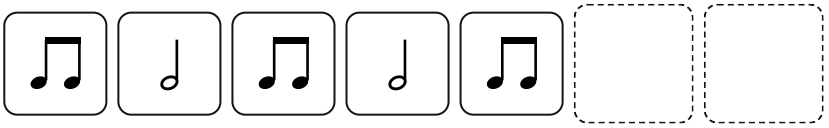

3 Sæt ring om den rytme, der passer til ordet **slikpose**.



Flere opgaver og materialer til musik på **vikarimusik.dk**